

PRINTING ON ENDPAPERS EXPLAINED

Endpapers are the sheets in a hardcover book that are twice the width of the text page. They are pasted down to the boards on the inside front and back cover.

Printing (or not)

ENDPAPER PRINTING OPTIONS:

- Paper with no printing.
- Paper with printing on one side.
The printing can be one or more inks.
- Paper with printing on both sides.
The printing can be one or more inks.

When you receive a *Star Print Brokers* quote, you may see ink on paper referred to as 4/4 or 1/1. It is describing the number of inks on each side of the page or sheet. Most often we are using 4 color process (CMYK) or one spot color on one or both sides:

- 4/4** 4 color process (CMYK) on both sides of page
- 4/0** 4 color process 1 side, no printing on other side
- 1/1** 1 color (usually black) on both sides of page
- 0/0** no color on either side of page

The ink can be one PMS (Pantone Matching System) ink or 4 color process, (CMYK). CMYK stands for **C**yan, **M**agenta, **Y**ellow, and **B**lac**K**, the four inks that comprise 4 color process printing.

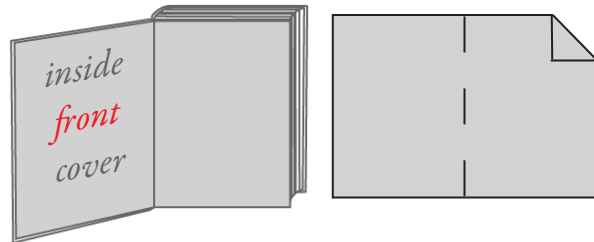
The endpapers can also bleed at no extra cost. In fact, when printing overseas, bleeds are no extra cost.

Endpaper files for printing can be set up as **page size**, (the size of a text page), or **sheet size**, (twice the width of a text page).

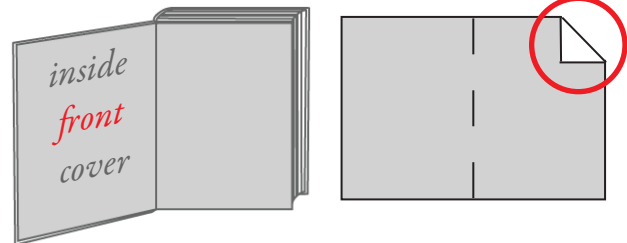
Endpaper printing does not change the page count of the book.

You may use the same endpaper art files for the inside front and back cover, or use different art files for each.

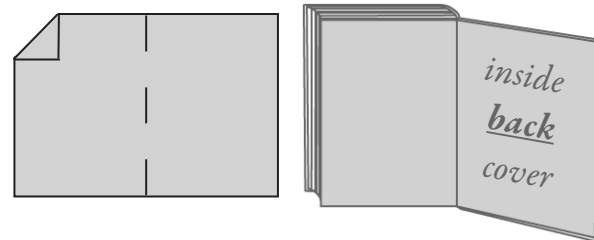
Printing on 1 side,
printing on the other side.



Printing on 1 side,
no printing on the other side.



Printing on 1 side,
printing on the other side.



Printing on 1 side,
no printing on the other side.

